



US00D472404S

(12) **United States Design Patent** (10) **Patent No.:** **US D472,404 S**  
**Mavis** (45) **Date of Patent:** **\*\* Apr. 1, 2003**

(54) **TABLE DESIGN**

(76) **Inventor:** **Damien Mavis**, 3130 Lirio Ct., San Luis Obispo, CA (US) 93401

(\*\*) **Term:** **14 Years**

(21) **Appl. No.:** **29/143,330**

(22) **Filed:** **Jun. 11, 2001**

(51) **LOC (7) Cl.** ..... **06-03**

(52) **U.S. Cl.** ..... **D6/484; D6/491**

(58) **Field of Search** ..... D6/480-489, 495-499, D6/451; 108/153.1, 155, 156, 157.1, 161; 248/188, 188.1, 188.8

(56) **References Cited**

**U.S. PATENT DOCUMENTS**

- D226,255 S \* 2/1973 Williamson ..... D6/495
- 6,086,025 A \* 7/2000 Hormann ..... 248/127
- D449,471 S \* 10/2001 Petersen ..... D6/495

\* cited by examiner

*Primary Examiner*—Janice E. Seeger

(74) *Attorney, Agent, or Firm*—Thomas F. Lebens; Sinsheimer, Schiebelhut & Baggett

(57) **CLAIM**

The ornamental design for a table, as shown and described.

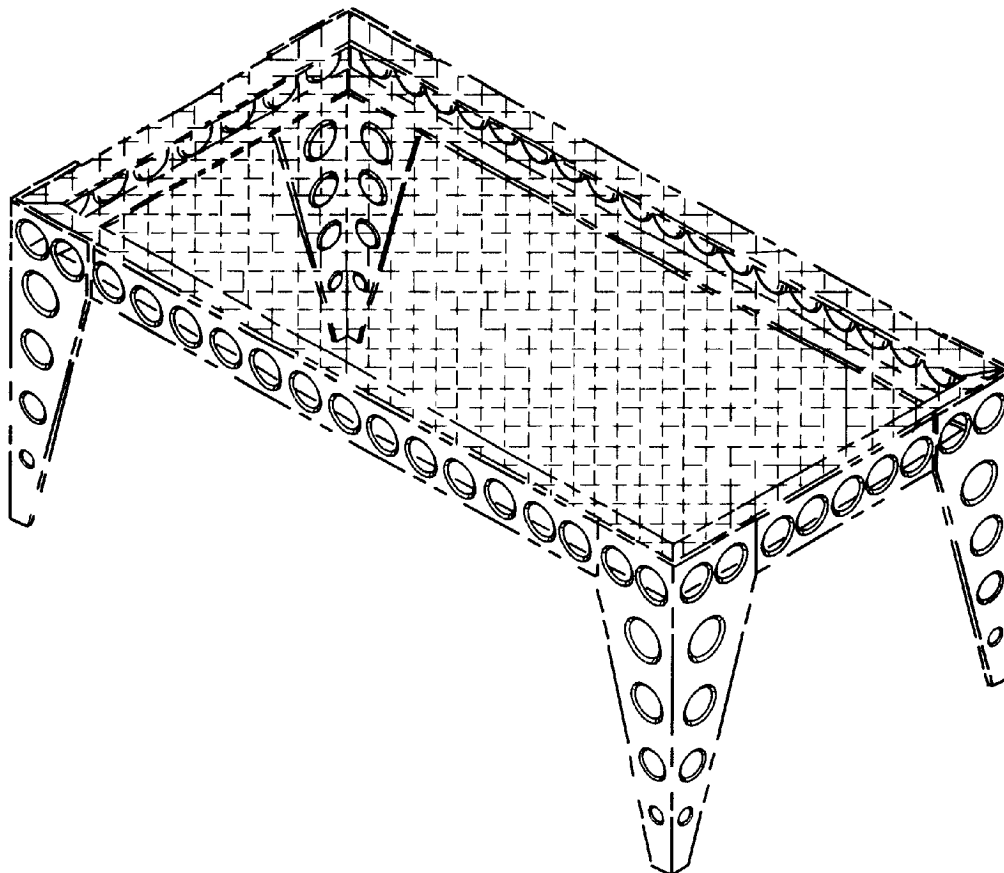
**DESCRIPTION**

FIG. 1 is a perspective view of a table with a glass top and solid portions of the table being shown in phantom lines and forming no part of a further embodiment of the invention; FIG. 2 is a side elevational view of a table with solid portions of the table being shown in phantom lines and forming no part of a further embodiment of the invention; and,

FIG. 3 is a front side elevational view of a table with solid portions of the table being shown in phantom lines and forming no part of a further embodiment of the invention.

The phantom dash lines are for illustrative purposes only and form no part of the claimed design.

**1 Claim, 1 Drawing Sheet**



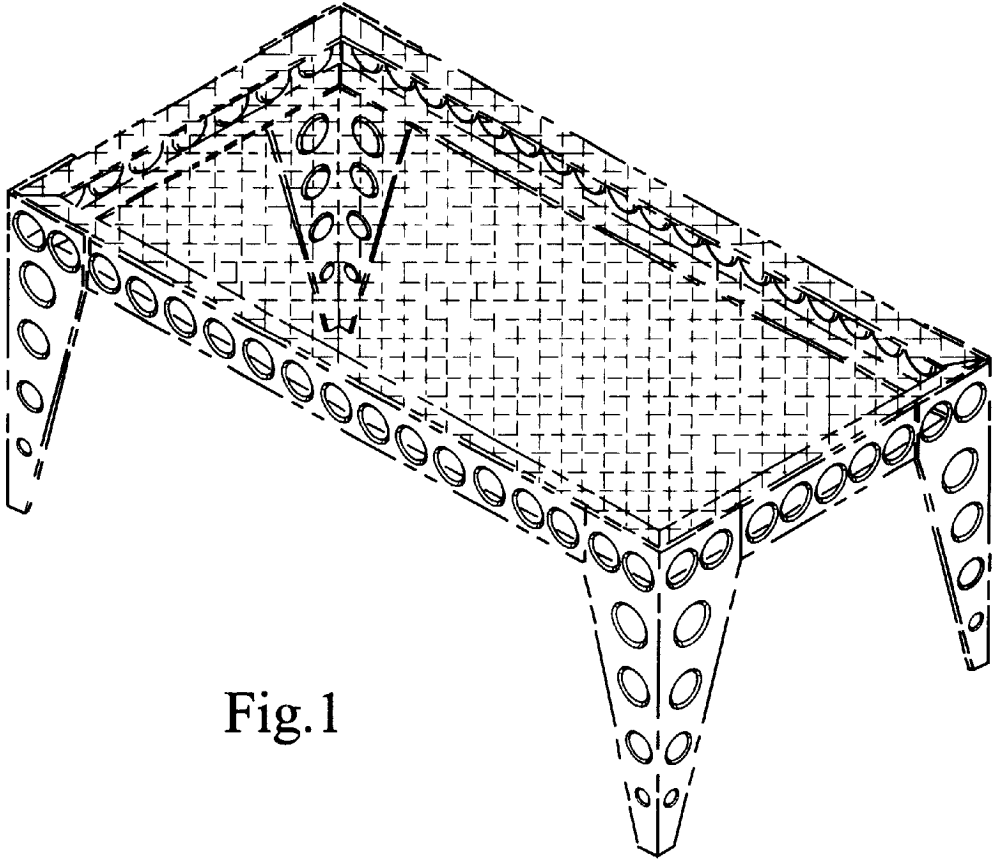


Fig. 1

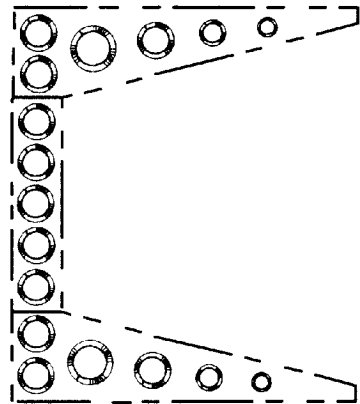


Fig. 2

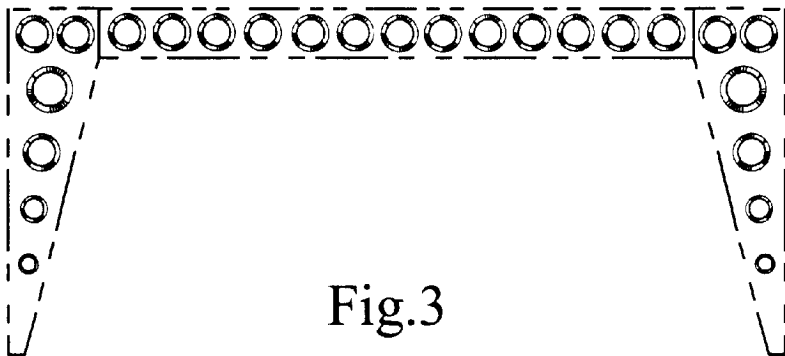


Fig. 3